



TX1117

1A Bipolar Linear Regulator

Features

- Maximum output current is 1.4A
- Range of operation input voltage: Max 15V
- Line regulation: 0.03%/V (typ.)
- Standby current: 2mA (typ.)
- Load regulation: 0.2%/A (typ.)
- Environment Temperature: -20°C~85°C

Applications

- Power Management for Computer Mother Board, Graphic Card
- LCD Monitor and LCD TV
- DVD Decode Board
- ADSL Modem
- Post Regulators For Switching Supplies

General Description

TX1117 is a series of low dropout three-terminal regulators with a dropout of 1.3V at 1A load current. TX1117 features a very low standby current 2mA compared to 5mA of competitor.

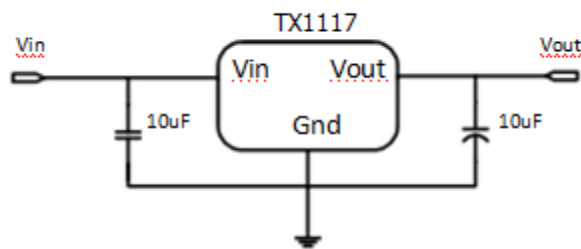
Other than a fixed version, $V_{out} = 1.2V, 1.5V, 1.8V, 2.5V, 2.85V, 3.3V,$ and 5V, TX1117 has an adjustable version, which can provide an output voltage from 1.25 to 12V with

only two external resistors.

TX1117 offers thermal shut down function, to assure the stability of chip and power system. And it uses trimming technique to guarantee output voltage accuracy within 2%. Other output voltage accuracy can be customized on demand, such as 1%.

TX1117 is available in SOT-223, TO-252 power package.

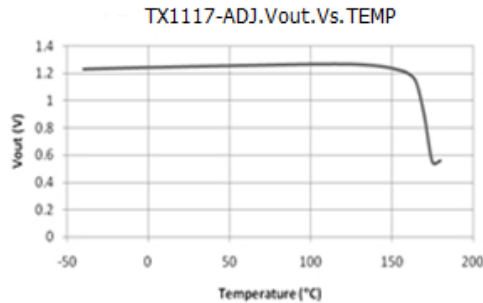
Typical Application



Application circuit of TX1117 fixed version



Typical Electrical Characteristic



Selection Table

Marking	Part No.	Output Voltage	Package
1117 XX YYWW	XX=12	1.2V	SOT-223 TO-252
	XX=15	1.5V	
	XX=18	1.8V	
	XX=28	2.85V	
	XX=25	2.5V	
	XX=33	3.3V	
	XX=50	5.0V	
	XX=AD	Adj	

Ordering Information

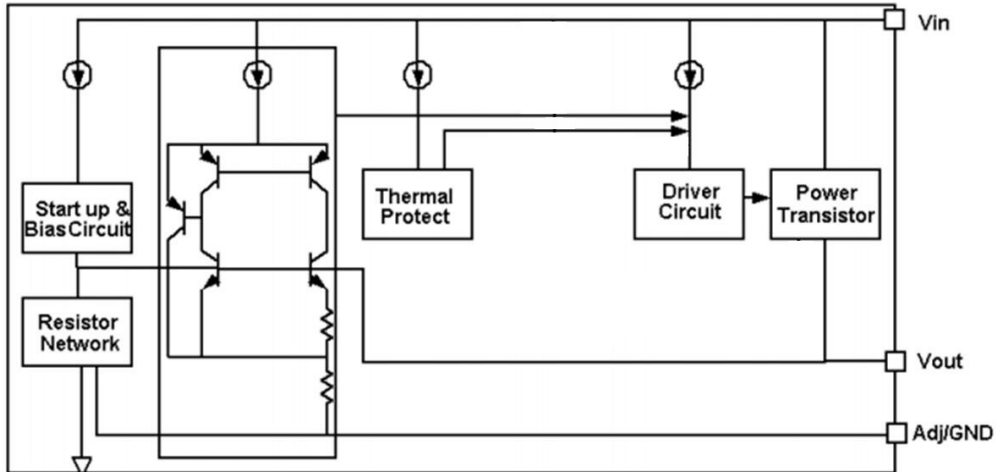
Marking	Designator	Description
1117 XX YYWW	1117	Product code
	XX	Output Voltage(1.2~12.0V)
	YYWW	DATE CODE

Note: "XX" stands for output voltages. Other voltages can be specially customized

Parameters	Description
Temperature & Rohs	C:-40~85°C ,Pb Free Rohs Std.
Package type	L:SOT-223 O:TO-252
Packing type:	TR: Tape & Reel (Standard)
Voltage accuracy	2%(Customized)



Block Diagram



Pin Configuration

SOT223 (Top View)



Table1: TX1117 series (SOT223 PKG)

PIN NO.	PIN NAME	FUNCTION
1	VSS/ADJ	VSS/ADJ pin
2	VOUT	Output voltage pin
3	VIN	Input voltage pin
4	VOUT	Output voltage pin

TO252 (Top View)

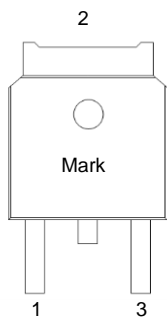


Table2: TX1117 series (TO252 PKG)

PIN NO.	PIN NAME	FUNCTION
1	VSS/ADJ	VSS/ADJ pin
2	VOUT	Output voltage pin
3	VIN	Input voltage pin



TX1117

1A Bipolar Linear Regulator

Absolute Maximum Ratings

Max Input Voltage 30V
 Max Operating Junction Temperature(Tj) 150°C
 Ambient Temperature(Ta)..... -40°C~ 85°C
 Storage Temperature(Ts)..... -40°C~150°C
 Lead Temperature & Time..... 260°C 10S
 Caution: Exceed these limits to damage to the device. Exposure to absolute maximum rating conditions may affect device reliability.

Recommended Work Conditions

Recommended maximum input voltage 15V
 Recommended operating junction temperature(Tj)..... -20~125°C

Thermal Information

Parameter	Package	Rating	Unit
Package thermal resistance	SOT-223	20	°C/W
	TO-252	12.5	°C/W

Electrical Characteristics

TA=25°C, unless otherwise noted.

Symbol	Parameter	Conditions	Min	Typ	Max	Unit
Vref	Reference voltage	TX1117-Adj 10mA ≤ Iout ≤ 1A, Vin=3.25V	1.225	1.25	1.275	V
Vout	Output voltage	TX1117-1.2V 0 ≤ Iout ≤ 1A, Vin=3.2V	1.176	1.2	1.224	V
		TX1117-1.5V 0 ≤ Iout ≤ 1A, Vin=3.5V	1.47	1.5	1.53	V
		TX1117-1.8V 0 ≤ Iout ≤ 1A, Vin=3.8V	1.764	1.8	1.836	V
		TX1117-2.5V 0 ≤ Iout ≤ 1A, Vin=4.5V	2.45	2.5	2.55	V
		TX1117-2.85V 0 ≤ Iout ≤ 1A, Vin=4.85V	2.793	2.85	2.907	V
		TX1117-3.3V 0 ≤ Iout ≤ 1A, Vin=5.3V	3.234	3.3	3.366	V
		TX1117-5.0V 0 ≤ Iout ≤ 1A, Vin=7.0V	4.9	5	5.1	V



<http://www.txsemi.com>

TX1117

1A Bipolar Linear Regulator

ΔV_{out}	Line regulation	TX1117-1.2V $I_{out}=10mA, 2.7V \leq V_{in} \leq 10V$		0.03	0.2	%/V
		TX1117-1.5V $I_{out}=10mA, 3.0V \leq V_{in} \leq 10V$		0.03	0.2	%/V
		TX1117-ADJ $I_{out}=10mA, 2.75V \leq V_{in} \leq 12V$		0.03	0.2	%/V
		TX1117-1.8V $I_{out}=10mA, 3.3V \leq V_{in} \leq 12V$		0.03	0.2	%/V
		TX1117-2.5V $I_{out}=10mA, 4.0V \leq V_{in} \leq 12V$		0.03	0.2	%/V
		TX1117-2.85V $I_{out}=10mA, 4.35V \leq V_{in} \leq 12V$		0.03	0.2	%/V
		TX1117-3.3V $I_{out}=10mA, 4.8V \leq V_{in} \leq 12V$		0.03	0.2	%/V
		TX1117-5.0V $I_{out}=10mA, 6.5V \leq V_{in} \leq 12V$		0.03	0.2	%/V

ΔV_{out}	Load regulation	TX1117-1.2V $V_{in} = 2.7V, 10mA \leq I_{out} \leq 1A$		2	8	mV
		TX1117-1.5V $V_{in} = 3.0V, 10mA \leq I_{out} \leq 1A$		2	8	mV
		TX1117-ADJ $V_{in} = 2.75V, 10mA \leq I_{out} \leq 1A$		2	8	mV
		TX1117-1.8V $V_{in} = 3.3V, 10mA \leq I_{out} \leq 1A$		3	12	mV
		TX1117-2.5V $V_{in} = 4.0V, 10mA \leq I_{out} \leq 1A$		4	16	mV
		TX1117-2.85V $V_{in} = 4.35V, 10mA \leq I_{out} \leq 1A$		5	20	mV
		TX1117-3.3 $V_{in} = 4.8V, 10mA \leq I_{out} \leq 1A$		6	24	mV
		TX1117-5.0 $V_{in} = 6.5V, 10mA \leq I_{out} \leq 1A$		9	36	mV
V_{drop}	Dropout voltage	$I_{out} = 100mA$		1.15	1.3	V
		$I_{out} = 1A$		1.3	1.5	V
I_{min}	Minimum load current	TX1117-ADJ		2	10	mA
		TX1117-1.2V, $V_{in} = 10V$		2	5	mA
		TX1117-1.5V, $V_{in} = 10V$		2	5	mA



<http://www.txsemi.com>

TX1117

1A Bipolar Linear Regulator

I _q	Quiescent Current	TX1117-1.8V, V _{in} =12V		2	5	mA
		TX1117-2.5V, V _{in} =12V		2	5	mA
		TX1117-2.85V, V _{in} =12V		2	5	mA
		TX1117-3.3V, V _{in} =12V		2	5	mA
		TX1117-5.0V, V _{in} =12V		2	5	mA
I _{Adj}	Adjust pin current	TX1117-ADJ V _{in} =5V, 10mA ≤ I _{out} ≤ 1A		55	120	uA
I _{change}	I _{adj} change	TX1117-ADJ V _{in} =5V, 10mA ≤ I _{out} ≤ 1A		0.2	10	uA
ΔV/ΔT	Temperature coefficient			±100		ppm
θ _{JC}	Thermal resistance	SOT-223		20		°C/W
		TO-252		10		

Note1: All test are conducted under ambient temperature 25° C and within a short period of time 20ms

Note2: Load current smaller than minimum load current of TX1117-ADJ will lead to unstable or oscillation output.



TX1117

1A Bipolar Linear Regulator

Detailed Description

TX1117 is a series of low dropout voltage, three terminal regulators. Its application circuit is very simple: the fixed version only needs two capacitors and the adjustable version only needs two resistors and two capacitors to work. It is composed of some modules including start-up circuit, bias circuit, bandgap, thermal shutdown, power transistors and its driver circuit and so on.

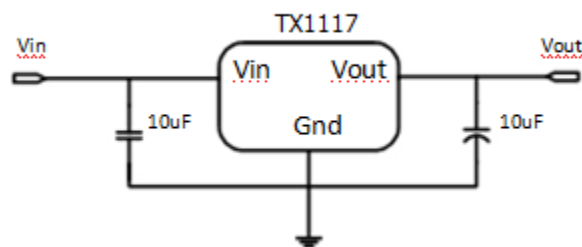
The thermal shut down modules can assure chip and its application system working safety when the junction temperature is larger than 140°C.

The bandgap module provides stable reference voltage, whose temperature coefficient is compensated by careful design considerations. The temperature coefficient is under 100 ppm/°C. And the accuracy of output voltage is guaranteed by trimming technique.

Typical Application

TX1117 has an adjustable version and six fixed versions (1.2V, 1.5V, 1.8V, 2.5V, 2.85V, 3.3V and 5V)

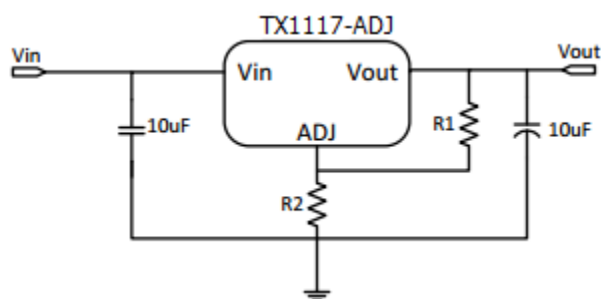
Fixed Output Voltage Version



Application circuit of TX1117 fixed version

- 1) Recommend using 10uF tan capacitor as bypass capacitor (C1) for all application circuit.
- 2) Recommend using 10uF tan capacitor to assure circuit stability.

Adjustable Output Voltage Version



Application Circuit of TX1117-ADJ

The output voltage of adjustable version follows the equation: $V_{out} = 1.25 \times (1 + R2/R1) + I_{Adj} \times R2$. We can ignore I_{Adj} because I_{Adj} (about 50uA) is much less than the current of $R1$ (about 2~10mA).

- 1) To meet the minimum load current (>10mA) requirement, $R1$ is recommended to be 125ohm or lower. As



TX1117 1A Bipolar Linear Regulator

TX1117-ADJ can keep itself stable at load current about 2mA, R1 is not allowed to be higher than 625ohm.

2) Using a bypass capacitor (C_{ADJ}) between the ADJ pin and ground can improve ripple rejection. This bypass capacitor prevents ripple from being amplified as the output voltage is increased. The impedance of C_{ADJ} should be less than $R1$ to prevent ripple from being amplified. As $R1$ is normally in the range of $100\Omega\sim 500\Omega$, the value of C_{ADJ} should satisfy this equation: $1/(2\pi \times f_{ripple} \times C_{ADJ}) < R1$.

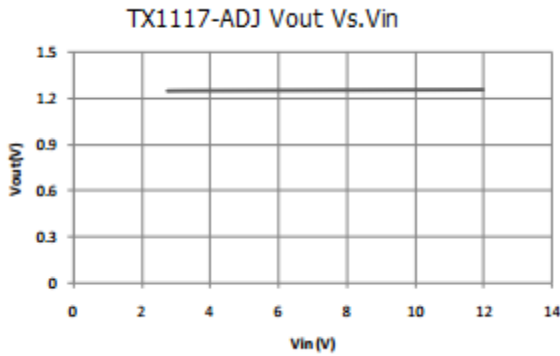
Thermal Considerations

We have to take heat dissipation into great consideration when output current or differential voltage of input and output voltage is large. Because in such cases, the power dissipation consumed by TX1117 is very large. TX1117 series uses SOT-223 package type and its thermal resistance is about $20^{\circ}C/W$. And the copper area of application board can affect the total thermal resistance. If copper area is $5cm \times 5cm$ (two sides), the resistance is about $30^{\circ}C/W$. So the total thermal resistance is about $20^{\circ}C/W + 30^{\circ}C/W$. We can decrease total thermal resistance by increasing copper area in application board. When there is no good heat dissipation copper are in PCB, the total thermal resistance will be as high as $120^{\circ}C/W$, then the power dissipation of TX1117 could allow on itself is less than 1W. And furthermore, TX1117 will work at junction temperature higher than $125^{\circ}C$ under such condition and no lifetime is guaranteed.

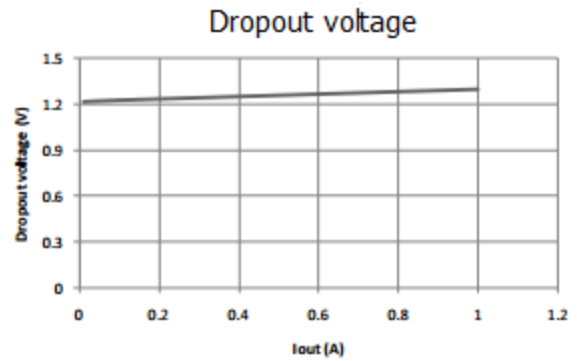
Typical Performance Characteristics

$T_A=25^{\circ}C$, unless otherwise noted.

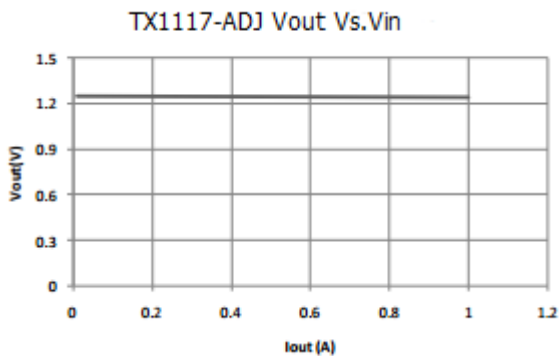
Line regulation



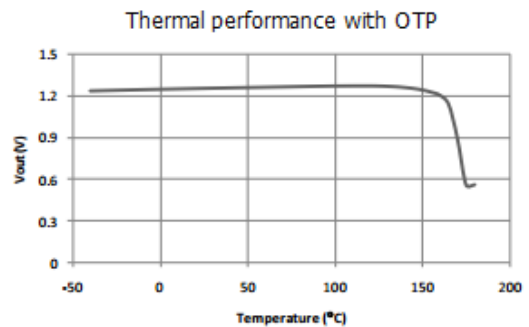
Dropout voltage



Load regulation



Thermal performance with OTP



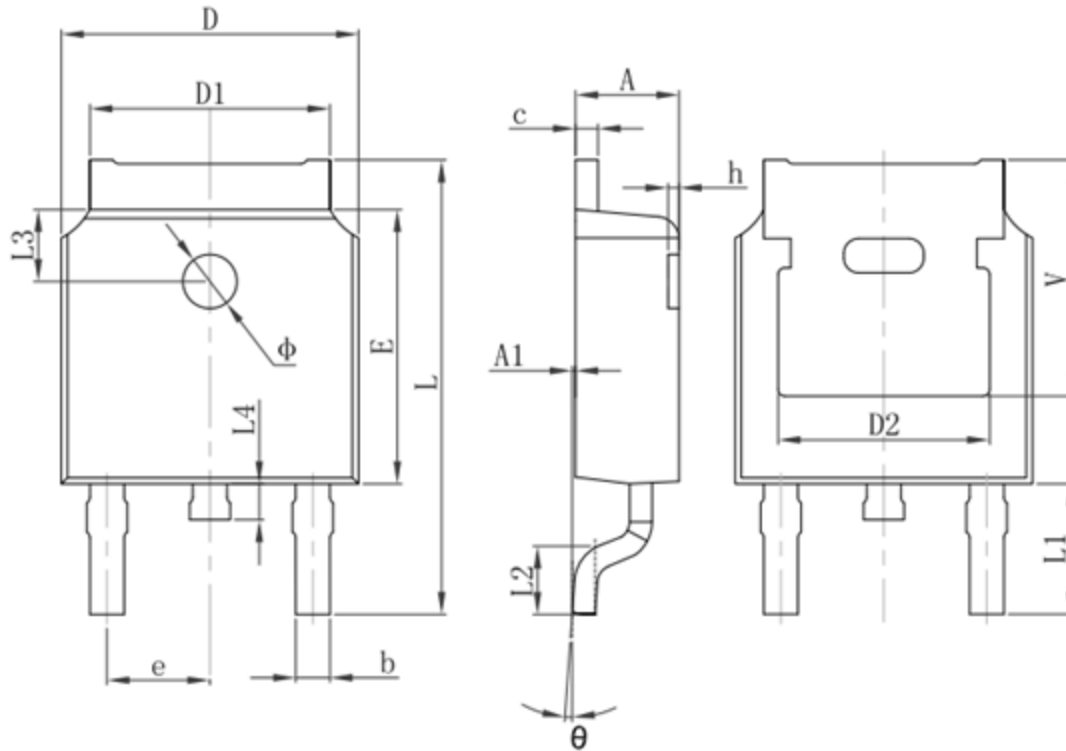


<http://www.txsemi.com>

TX1117

1A Bipolar Linear Regulator

TO-252-2L PACKAGE OUTLINE DIMENSIONS



Symbol	Dimensions In Millimeters		Dimensions In Inches	
	Min.	Max.	Min.	Max.
A	2.200	2.400	0.087	0.094
A1	0.000	0.127	0.000	0.005
b	0.660	0.860	0.026	0.034
c	0.460	0.580	0.018	0.023
D	6.500	6.700	0.256	0.264
D1	5.100	5.460	0.201	0.215
D2	4.830 REF.		0.190 REF.	
E	6.000	6.200	0.236	0.244
e	2.186	2.386	0.086	0.094
L	9.800	10.400	0.386	0.409
L1	2.900 REF.		0.114 REF.	
L2	1.400	1.700	0.055	0.067
L3	1.600 REF.		0.063 REF.	
L4	0.600	1.000	0.024	0.039
φ	1.100	1.300	0.043	0.051
θ	0°	8°	0°	8°
h	0.000	0.300	0.000	0.012
V	5.350 REF.		0.211 REF.	



<http://www.txsemi.com>

TX1117

1A Bipolar Linear Regulator

© Shanghai TX Electronics Sci-Tech Co., Ltd

TX cannot assume responsibility for use of any circuitry other than circuitry entirely embodied in a TX product. No circuit patent license, copyrights or other intellectual property rights are implied. TX reserves the right to make changes to their products or specifications without notice. Customers are advised to obtain the latest version of relevant information to verify, before placing orders, that information being relied on is current and complete.